



# Venue Guide

## Issued June 2011

**PALLATRAX**

Pallatrax is a fishing tackle and bait company known for its creativity, innovation and unique products, developed completely in the pursuit of fishing. We totally believe that our products amount to more fish on the bank for the angler - which is what it's all about!

Home of the revolutionary Stonze System - weights, Terminal Contact tackle range and a huge selection of baits for most freshwater species and tactics.

10% Discount to all Southlake Members via online store or telephone orders.

TEL: 01409-240042    website: [www.pallatrax.co.uk](http://www.pallatrax.co.uk)  
 Email: [info@pallatrax.co.uk](mailto:info@pallatrax.co.uk)

The Natural Choice

WOODLEY  
**TACKLE BOX**

TEL: 0118 944 99 22    [www.woodleytacklebox.co.uk](http://www.woodleytacklebox.co.uk)

CHUB    **TRICKER**  
**FOX**    Wychwood

**Woodley Tackle Box Ltd**  
 We are a specialist tackle shop based in Woodley, Reading, Berkshire and have been trading for over 20

All Leading Brands stocked,  
 Large selection of Bait

Good range of  
 Coarse, Carp, Barbel and pike  
 Tackle

We have a large customer base with our staff being keen fishermen possessing good local knowledge of the area.

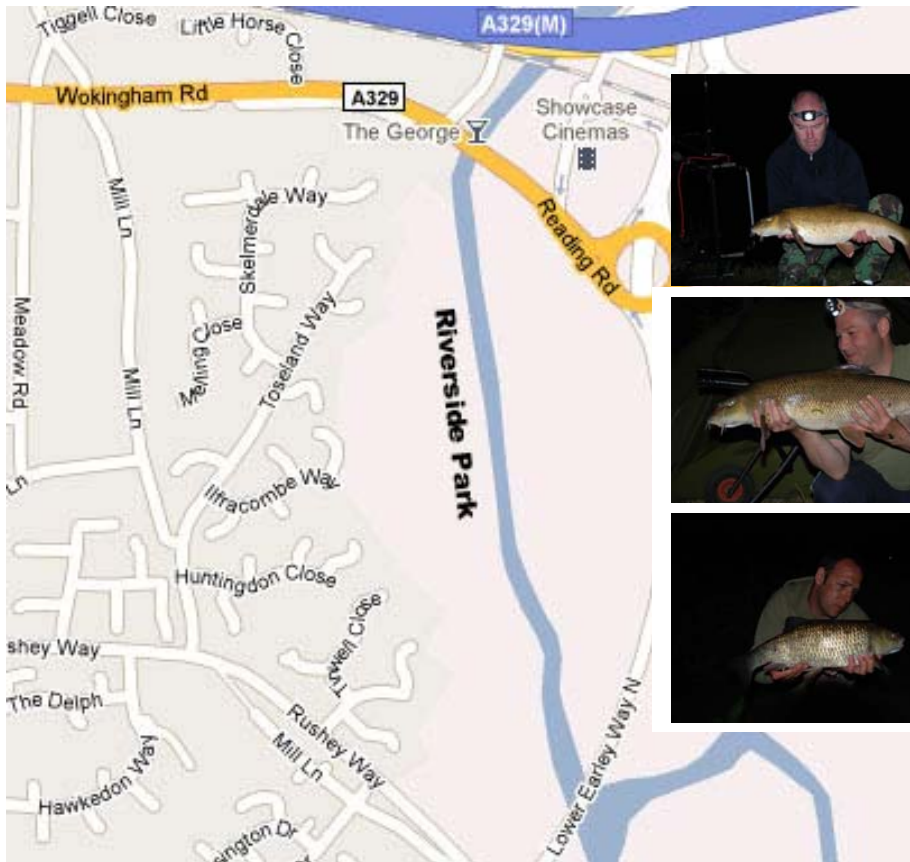
Registered Office: 1 Park Lane, Charvil, Reading, Berkshire, RG10 9TR

Website: [www.southlakeas.co.uk](http://www.southlakeas.co.uk) email: [members@southlakeas.co.uk](mailto:members@southlakeas.co.uk)  
 Contact Number: 07745 749606

Registered in England, Company Number: 07270927



## Riverside Park Earley, Berkshire RG6 7YA



## Riverside Park

**Covered by Permit Type: CA, RR & R**

The River Loddon at Riverside Park is approximately 800m running from Lower Earley Way to the George Pub. This venue was added to the ticket in June 2010 just before the start of the fishing season.

The River Loddon at Riverside Park is a Mixed Fishery with Carp to 20lb, Barbel 15lb, Chub to 7lb, Pike to 25lb, Bream, Perch Roach, Rudd and Eels.

There is no formal parking for Riverside Park. (Similar to Southlake, parking is safe around Riverside Park. Please ensure that you do not cause obstruction to home owners, members of the public and other road users.)

### ***Riverside Park* IS SUBJECT TO THE FOLLOWING ADDITIONAL RULES**

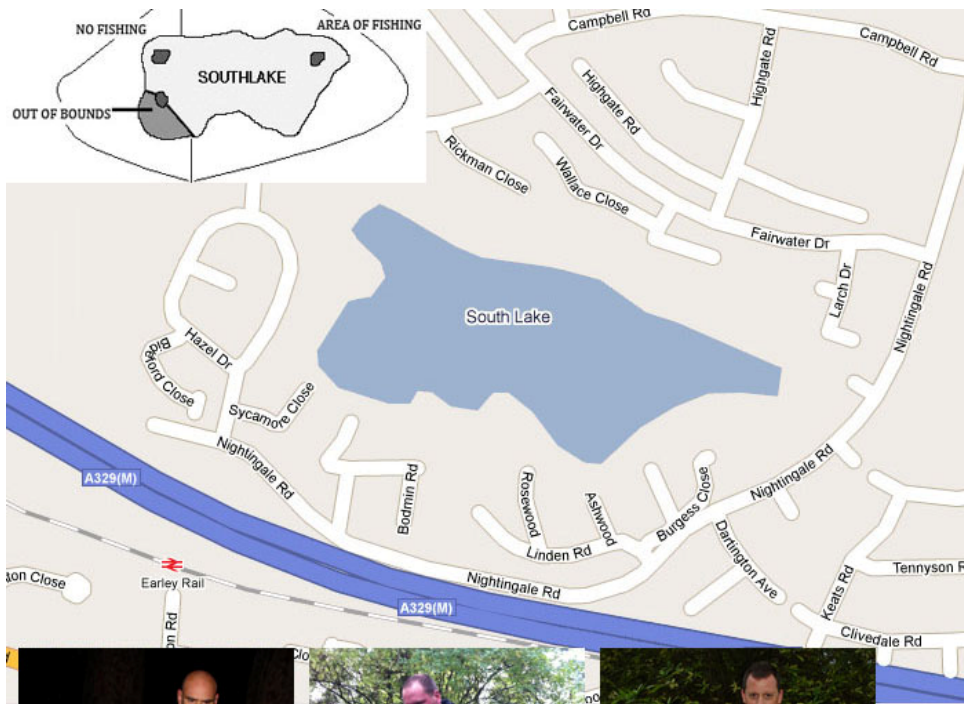
- Anglers are not permitted to fish within restricted areas adjacent to overhead electricity cables and must be at least 30 metres away from any source of electricity.
- Strictly No Wading at Riverside Park
- Only Barbless or Crimped hooks to be used at Riverside Park

**LOOK OUT LOOK UP, FISH SAFELY**

**PLEASE BE AWARE THERE ARE OVERHEAD CABLES  
RUNNING ACROSS THE RIVER ALONG OUR STRETCH OF  
THE RIVER LODDON AT RIVERSIDE PARK**



## Southlake Woodley, Berkshire RG5 3HW



## Southlake

### Covered by Permit Type: CA Only

Southlake at 18 acres with around 30 swims is our main carp fishery. There are at least 10 different 30lb fish including 2 commons and the lake record, a mirror at 39lb 10oz. These are supported by a stock of 20lb fish with a large proportion of these being upper twenties. The non-carp anglers are catered for with tench to over 9lb, plus good stocks of roach, rudd and perch.

Pike anglers will also find Southlake to be very productive in the winter, as multiple catches are possible with plenty of fish to low doubles.

There is no formal parking for Southlake. (Similar to Riverside Park, parking is safe around Southlake. Please ensure that you do not cause obstruction to home owners, members of the public and other road users.)

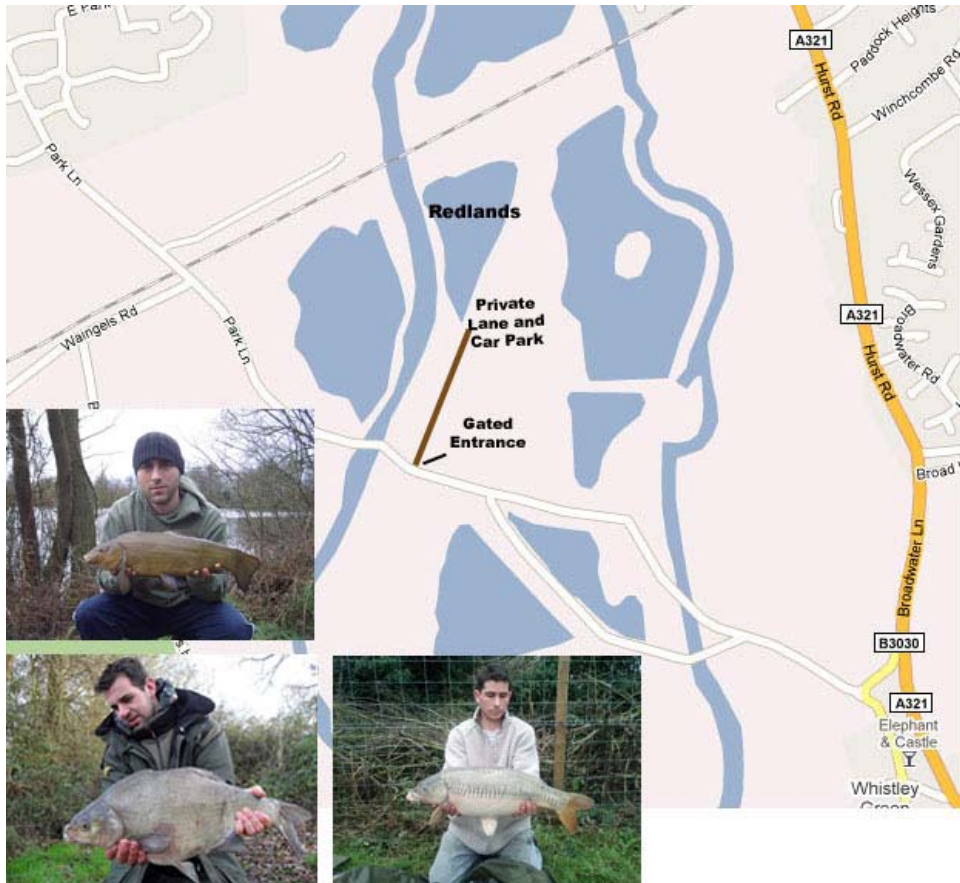
### **Southlake** IS SUBJECT TO THE FOLLOWING ADDITIONAL RULES

- Southlake fishing season is from 16th June to the 31st March inclusive.
- Members fishing Southlake may only be permitted to fish for a maximum of 72 hours on any one session, and must vacate the water for 24 hours before returning to fish.
- When carp fishing, apart from surface fishing, back-leads must be used at all times.
- Entry to the bird sanctuary area and duck pond for any reason is prohibited.
- No casting behind the island from the Bay swims or the Cut-Out.
- Fishing on the first night will be by draw only: the Head Bailiff will issue the time and date of the draw. Members wishing to enter the draw must be in possession of a new season permit.
- All roped-off areas are out of bounds.



## Redlands

Whistley Mill Lane, Hurst, Berkshire RG10 0RA



## Redlands

**Covered by Permit Type: CA & RR Only**

Redlands is just over 8 acres with 40 swims, this lake is a general fishery. There are large shoals of bream to double figure, double figure tench, a good head of double figure carp, plus good stocks of roach, rudd, perch and pike.

There is also the backwater of the river Loddon running alongside the lake. This can throw up surprising catches at times, with barbell, chub and good bags of roach and dace.

At Redlands there are a number of swims that have been prepared to cater for disabled anglers.

Redlands has no closed season, however the river adjoining the lake is strictly June 16th to March 14th fishing only

There is secure formal parking at Redlands, which is accessed via a secure gate from the road. A key is available at a cost of £10.00 when applying for membership or from one of the bailiffs. (Please be courteous when parking so as not to cause obstruction to other members.)

### ***Redlands* IS SUBJECT TO THE FOLLOWING ADDITIONAL RULES**

- Members may fish with 3 rods from June 16<sup>th</sup> to March 14<sup>th</sup> inclusive when fishing at Redlands.
- Fishing is permitted at Redlands all year round, with the exception of the river Loddon which is subject to the normal close season March 14<sup>th</sup> to June 16<sup>th</sup> inclusive.